



**All weather access** Large panes of glass allow the homeowners of this Melbourne home to feel connected to their garden year round, while sheer linen curtains from AP Shutters & Blinds help filter the sunlight. ->



I N T H E

A CONSIDERED USE OF LIGHT AND  
DARK MATERIALS BLURS THE  
LINES BETWEEN OLD AND NEW  
IN THIS ELEGANT EXTENSION

B L A C K

FOURTEEN YEARS AFTER MOVING INTO AN OLD WEATHERBOARD HOUSE in an inner-city suburb of Melbourne, the Moloney family were finally ready to renovate. They wanted to install a new kitchen and two full bathrooms without sacrificing the existing space, and were in need of multiple living spaces, so the children – who had since become teenagers – could have an area of their own. While some of the family's ideas and tastes had changed over time, they remained crystal clear on what made living in their home so pleasant. "We didn't want to lose the character of the house and knew we wanted to keep the backyard, as that's where we spend most of our time," mum Jodie says. In fact, it was this outdoor element that led them to work with Rob Kennon from Rob Kennon Architects. "His palette works so well with the greens of the garden," she explains.

**BLACK MAGIC** Using the garden as the focal point for the striking black room at the rear of the house, American oak veneer was hand-stained off site to create a dark timber and glass "frame" for the view. "There's much more texture and light in those black panels than I'd imagined there would be," Jodie says. While black is having a major moment in interiors, Rob says it has the capacity to endure over time when used appropriately. "It's a good way to frame the view of a garden," Rob says. "The same goes for the kitchen, where black becomes a backdrop to the food when cooking or if the family is entertaining. It adds some mood and drama." The secret to making such large splashes of black liveable is to use contrast. "You need something to counteract it, like the sky or some joinery pieces. It can't just be all black, obviously," Rob says.

**BALANCING ACT** In the Moloney home, this contrast comes via a deft mix of blonde timber (the same American oak treated with a different stain) and recycled brick. Chosen for their green credentials as much as their earthy appearance, the pressed red bricks were installed then painted with multiple coats of Dulux White Cloak to strengthen the connection between the mostly white original house and the extension. "It helps with the transition between old and new," Rob says. Jodie agrees: "They have such a beautiful texture to them that it helps to balance the glass and the concrete. And visitors can't believe they weren't part of the original house." 📍




**Streamlined effect** Having the sink and appliances along the back wall makes it easier to keep the kitchen clutter-free.

**Shadow play** A matte black "Spinning Light" pendant from Great Dane hangs above a table custom made in Melbourne by Open Room. The chairs are from Huset. **Warmth underfoot** Heated concrete flooring in a matte finish means cold days are a no problem. **OPPOSITE Teen retreat** In the original section of the house, you'll find bedrooms for the family's two teenagers and a cosy living room. An ornate fireplace remains, offset by a vivid Prudence Caroline artwork above. The painting on the floor is by Suzanna Lang and the "Nest" pendant was sourced from Copper Industrial Design. →



**WHO LIVES HERE?**

JODIE MOLONEY, WHO RUNS A PROPERTY  
MANAGEMENT BUSINESS, AND HER HUSBAND  
TROY, WHO WORKS IN ADVERTISING, PLUS THEIR  
DAUGHTERS ELLA, 17, AND ABBI, 15.



**Leading edge** Black Astra Walker tapware picks up on the fine black mirror frame in the main bathroom, which also features a marble and blonde wood vanity. **Light relief** More blonde-stained timber acts as a headboard in the master bedroom, while an "Atticus" table lamp from Milk & Sugar sits atop the Ikea Frosta birch plywood stool. **Fired up** The family's trusty old Jetmaster fireplace was installed in the new living space, encased in a wall of recycled bricks that have been painted with multiple coats of Dulux White Cloak. A "Nook" sofa from Jordan is a comfy and stylish addition, with its deep cushions and slim legs. **Clutter-free zone** Jodie credits architect Rob for the ample storage – "There's a place for everything!" A "Highline" LED pendant light designed by Archier hangs above the oversized black granite island bench, where the girls sit to do homework while Jodie and Troy cook.






## THE ART OF EXTENDING

Architect Rob Kennon outlines the best way to add a modern extension to an older house.

**1 RESPECT THE ORIGINAL SCALE** “Old homes have a generous sense of volume when you walk in, so you need retain that sense of space in the new part, too.”

**2 CONSIDER RECYCLED MATERIALS** “It’s a cost-effective, sustainable approach and in this instance, the recycled red brick (painted white) adds texture while grounding the result.”

**3 LEAVE PERIOD DETAILS INTACT** “We don’t try to copy or mimic them, just restore and maintain them – that’s what we did in the front half of the house.” →



USE STEPS AND LEVELS TO  
CREATE DIFFERENT ZONES  
WHILE ALSO MAINTAINING  
CEILING HEIGHTS


**Tick of approval** "I love it all, but the sunken kitchen-dining area is my favourite part of the new section," Jodie says. A skylight above the granite island bench funnels sunlight into the space, while a slight overhang in the benchtop provides room for some stools. Meanwhile, upstairs in the living area, sleek timber shelves and drawers create a discrete office space.



SHOP IT / MELD DARK ACCENTS WITH SOME LIGHT RELIEF



**1** Zara aluminium **pendant** in Wide Black, \$229, Lighting Collective. **2** Carmine floor **rug** (1.6m x 2.3m), \$399, Freedom. **3** Savls "Sawyer" **vase** in Soft White, \$44.95 for large, and "Sawyer" vase in Charcoal, \$29.95 for small, Milk & Sugar. **4** Zakkia concrete round **tray** in Black, \$89 for large, Designstuff. **5** Kin Design Co "Connect" **bar stool** in Black Stain/Black, \$590, Designstuff. **6** Hektar **floor lamp** in Dark Grey, \$79, Ikea. **7** Hampton corner **sofa** in Bellevue Cement, \$3999, Loungelovers. **8** Koto **dining table**, \$699, Life Interiors. **9** Mr Kitly self-watering **planter** in Butter Yellow (25cm), \$19.50, Koskela. **10** *Towards Greener Pastures* **artwork** by Diana Miller, \$3300 framed, Fenton&Fenton. **11** Milk & Sugar "Atticus" **table lamp** in Charcoal, \$149.95, Life Interiors. **12** Milli Pure 200 **bath mixer** system in Matte Black, \$744.99, Reece. **13** Frosta **stool**, \$11.99, Ikea. **14** By Designs "Nicolas" black frame **chair**, \$799 for set of 4, Temple & Webster. **15** Normann Copenhagen "Day" **wall clock** in Black, \$175, Designstuff



Colours and finishes

FROM LEFT Project Panel Premium BC plywood **board** (1.2m x 81cm x 2.7mm), \$12, Bunnings. Tingsryd cabinet **door** in Black Wood Effect (40cm x 2m), \$60, Ikea. Johnson Tiles rectified ceramic **wall tile** in Ultra White (60cm x 30cm), \$35.85 for carton of 8, Bunnings.